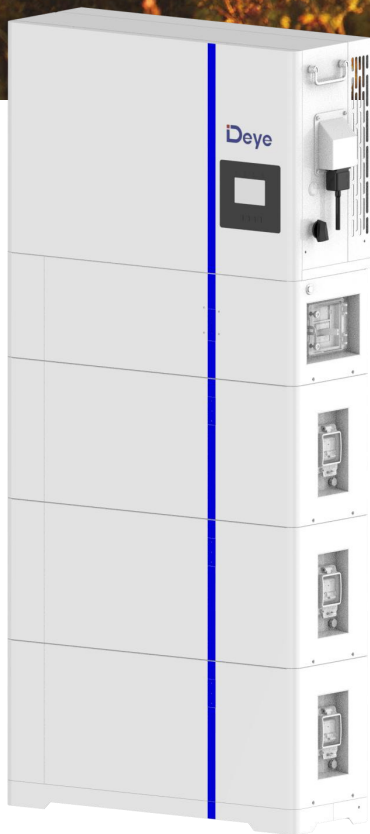


AI-W5.1-5/6/8/10/12P3-EU-B-ESS



All-in-one Energy Storage System

- ◆ All-in-one design, integrated 5kW~12kW Three Phase hybrid inverter and battery
- ◆ Comfortable and easy control via App, PC or Touch-Display
- ◆ Leading smart application: peak-shaving, smart load, AC couple etc
- ◆ Modular lithium iron phosphate battery, capacity of 5kWh~30kWh, scalable and safety
- ◆ Flat and stackable design, floor mounted, no wiring and extra fixing screws, quick and easy installation.
- ◆ Fast switching time of 4ms, ensuring your energy security


Deye

Stock Code: 605117.SH

Model	AI-W5.1-5P3-EU-B	AI-W5.1-6P3-EU-B	AI-W5.1-8P3-EU-B	AI-W5.1-10P3-EU-B	AI-W5.1-12P3-EU-B
System Specification					
Nominal Output Power/UPS Power (W)	5000 / 5000	6000 / 6000	8000 / 8000	10000 / 10000	12000 / 12000
AC Output Frequency and Voltage	50/60Hz; 3L/N/PE 220/380, 230/400Vac				
Grid Type	Three Phase				
Recommended Energy Configuration	5kWh(Min.)		10kWh(Min.)		15kWh(Min.)
Max. Charging/Discharging Current (A)	120	150	190	210	240
Battery Operating Voltage (V)	43.2 ~ 57.6				
Battery Chemistry	LiFePO ₄				
IP Rating of Enclosure	IP65 (after stacking)				
System Certification	IEC62619, IEC60730, CE, VDE2510-50, CEI 0-21				
Warranty ^[1]	Battery 10 years (Inverter 5 years)				
Inverter Technical Specification					
Max. PV Input Power (W)	6500	7800	10400	13000	15600
Rated PV Input Voltage (Vdc)	550 (160~800)				
Start Up DC Voltage (Vdc)	160				
MPPT Voltage Range (Vdc)	200~650				
Full Load DC Voltage Range (V)	350~650				
Max. PV Input Current (A)	13+13			26+13	
Max. PV Short-circuit Current (A)	17+17			34+17	
No. of MPP Trackers	2				
Peak Power (off grid)	2 time of rated power, 10s				
Power Factor	0.8 leading to 0.8 lagging				
DC injection current (mA)	THD<3% (Linear load<1.5%)				
Display	LCD				
Relative Humidity	15% ~ 85% (No Condensing)				
Dimension (W x D x H,mm)	720x255x440				
Weight (kg)	38				
Communication with BMS	CAN2.0				
EMC/Safety Regulation	IEC/EN 62109-1, IEC/EN 62109-2, IEC/EN 61000-6-1, IEC/EN 61000-6-2, IEC/EN 61000-6-3, IEC/EN 61000-6-4				
Grid Regulation	VDE4105, IEC61727/62116, VDE0126, AS4777.2, CEI 0-21, EN50549-1, G98, G99, C10-11, UNE217002, NBR16149/NBR16150				
Max. Efficiency	97.60%				
Max. charging/discharging efficiency	95.50%				
Battery Technical Specification					
Built-in Circuit Breaker	125A 2P, 60Vdc				
Nominal Voltage (V)	51.2				
Battery Module Energy (kWh)	5.12				
Module Scalability	Max.36 pcs in parallel(Max. capacity of 184kWh)				
Battery Module Dimension	720*255*300(W x D x H, mm)				
Battery Base Dimension	720*255*68(W x D x H, mm)				
Battery PDU3 Dimension	720*255*228(W x D x H, mm)				
Battery Module Weight (kg)	53				
Operating Temperature Range	Charge: 0 ~ 55°C / Discharge: -20°C ~ +55°C				
Cycle Life	≥6000(25°C±2°C, 0.5C/0.5C, 90%DOD, 70%EOL)				
Battery Module Certification	IEC62619, CE, UK, VDE2510-50, CEI 0-21, UN38.3, CE-LVD, CEC				


[1] Conditions apply, refer to Deye Warranty Letter.

Model	Accessories Parts Description	Remark
AI-W5.1-B Module (individual package)	5.12kWh Battery Module (Standard Configuration)	Stacked battery modules, each 5.12kWh, a single inverter can be stacked and installed 1~6 (battery capacity 5~30kWh)
AI-W5.1-PDU3-B+Base (individual package) (Optional 1)	Power Distribute Unit III (Included)	Battery power and communication quickly interface connect with Inverter and LED display system status, only support 2~6 modules expansion, capacity 10~30kWh.
	AI-W5.1-Base (Included)	The bottom support seat



Model: AI-W5.1-B (Battery Module)

Details: 5.12kWh, 720*255*300(W x D x H,mm), 53kg



Model: AI-W5.1-PDU3-B

Details: 720*255*228(W x D x H,mm), 15kg

Built-in Circuit Breaker: 250A 2P, 1000Vdc



Model: AI-W5.1-Base (Battery Base)

Details: 720*255*68(W x D x H,mm), 6.5kg