

INSTALLATION INSTRUCTION

Model: VT-8058

LED BULKHEAD WITH SOFT LIGHT-OUTDOOR



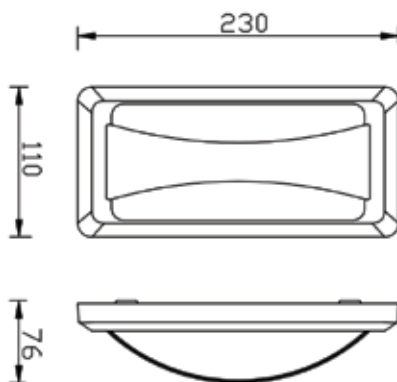
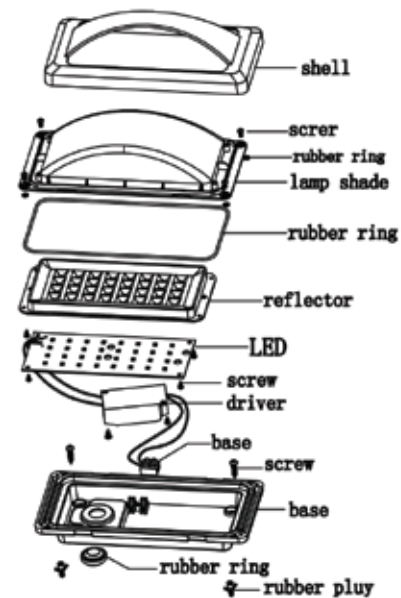
INTRODUCTION

Thank you for selecting and buying V-TAC LED Bulkhead with soft light-outdoor. V-TAC will serve you the best. Please read these instructions carefully before starting the installation and keep this manual handy for future reference. If you have any other query, please contact our dealer or local vendor from whom you have purchased the product. They are trained and ready to serve you at the best.

TECHNICAL PARAMETERS

Performace parameter	Lamp	warm white	natural white	cool white
	Lumens (lm)	460 lm	480 lm	500 lm
	Color temperature (K)	3000K	4000K	6400K
	CRI	≥80		
	Type of LED	COB LED		
	Beam angle	92°		
	Decay rate (%)	less than 3% within 1000 working hours		
	Total power (W)	12W		
	Lifespan (Hrs)	≥30000Hrs		
	High voltage testing	500Vac/1min		
LED parameter	Lighting efficiency	100LM/W		
	Chip quantity	60PCS		
	Series-parallel way	12C8B		
	Voltage	47 -50V		
	Current	240mA		
Driver specification	Input parameter	100~240Vac, 50/60Hz		
	Power factor	0.9		
	Output paremeter	240mA, 30-80V		
Structure parameter	Material	PC		
	Dimension	230 x 110 x 76mm		
	Cut - out	/		
	Protection class	calss I		
	IP	IP65		
Environment parameter	Application	hotel, home-lighting, recreation place, supermarket office building		
	Operating temperature	-25°C ~ 50°C, 10% - 90% R.H.		
	Storage temperature	-30°C ~ 85°C, 0% - 95% R.H.		
Packing specification	Qty / Ctn	carton size	N.W	G.W

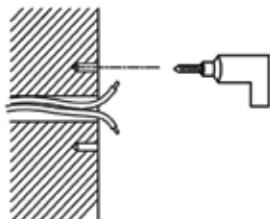
STRUCTURE & SIZE



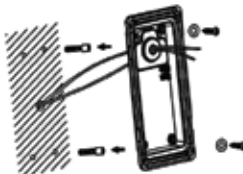
INSTALLATION INSTRUCTION

1. Switch off the power.
2. To drill the appropriate holes on the wall. (picture 1)
3. Enter the particles and install the lamp base on the wall. (picture 2)
4. Connect the light into the mains (100-240V), install the lampshade and cover the shell. (picture 3)
5. Switch on the power if above steps are done properly without any mistakes.

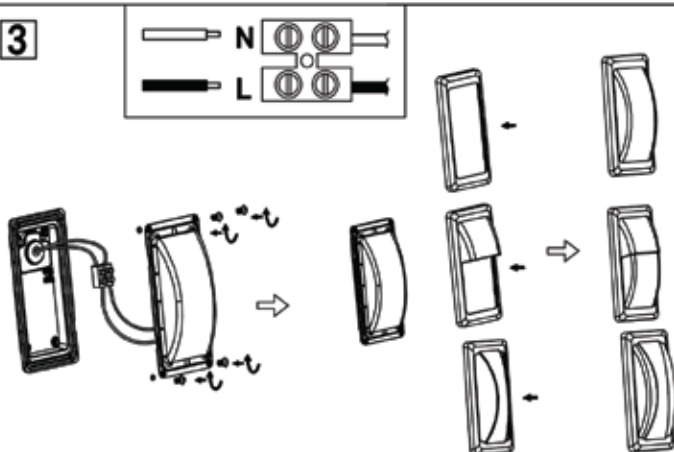
1



2



3



With 3 cover options